

WESTCODE

An IXYS Company

Date: - 28th October, 2009

Data Sheet Issue: - 1

Advanced Data

**Water Cooled Heatsink
Type XW180GN25A****Characteristics – Double side cooling, 2 coolers + 1 Semiconductor**

	PARAMETER	TYP.	TEST CONDITIONS	UNITS
$R_{th (C/W)}$	Cooler-input water thermal resistance	6.8	6l/m flow rate, Power – 2.5kW	K/kW
$R_{th (C/W)}$	Cooler-input water thermal resistance	5.2	10l/m flow rate, Power – 2.5kW	K/kW

Characteristics – Double side cooling, 3 coolers + 2 Semiconductors

	PARAMETER	TYP.	TEST CONDITIONS	UNITS
$R_{th (C/W)}$	Cooler-input water thermal resistance	8.1	6l/m flow rate, Power – 2.5kW	K/kW
$R_{th (C/W)}$	Cooler-input water thermal resistance	6.1	10l/m flow rate, Power – 2.5kW	K/kW

Physical/Electrical properties

	PARAMETER	MIN.	TYP.	MAX.	TEST CONDITIONS	UNITS
V_{isol}	Isolation voltage between water and device	-	-	10	RMS, 1 minute	kV
ΔP	Pressure difference between input and output water per cooler	-	30	-	6l/m flow rate	kPa
ΔP	Pressure difference between input and output water per cooler	-	67	-	10l/m flow rate	kPa
M	Mass	-	0.91	-		kg
	Dimensions	See outline drawing				

Mechanical properties

	PARAMETER	MIN.	TYP.	MAX.	UNITS
\square	Flatness of contact area	-	10	-	μm
Ra	Roughness of contact area	-	0.8	-	μm
	Clamping force	-	-	13	N/mm ²
	Finish of contact area	Natural			
	Hydraulic fitting	Nozzle 153A148			

Notes

The graphs on the following pages are typical values at 2500W.

1.0 - Temperature reference points

Heatsink – in the cooler within 2mm of device centre
Ambient – water temperature at the assembly input.

2.0 - Multiple cooler stacks

2.1 - 2 coolers/1 semiconductor

The temperature of the water entering the last cooler pair should be taken into account. The temperature rise of cooling water along the stack with respect to the ambient input water is $(\Delta T)W$ according to the formula shown below: -

$$(\Delta T)W = \frac{14.4 * P(n-1)}{F}$$

Where P is the power (in kW) dissipated in the semiconductor
n is the number of semiconductors
F is the water flow in Litres/min.

The rise in temperature of the last cooler pair with respect to the ambient input water is then: -

$$(\Delta T)C = (\Delta T)W + P * R_{thCW}$$

Where R_{thCW} is obtained from the curve for double side cooling on page 3

2.2 - (n + 1) coolers/n semiconductors (n greater than 2)

In any series stack of coolers with n greater than two, the hottest cooler will usually be the penultimate one in the down stream direction.

The inlet water temperature rise to the last but one cooler (relative to stack inlet) may be calculated according to:

$$(\Delta T)W = \frac{14.4 * P(2n-3)}{2F}$$

The effective temperature rise of the penultimate cooler with respect to the stack input water is given by:

$$(\Delta T)C = (\Delta T)W + P * R_{thCW}$$

Where R_{thCW} is obtained from the curve for 3 coolers on page 3

Curves

Figure 1 – Steady state thermal resistance vs water flow

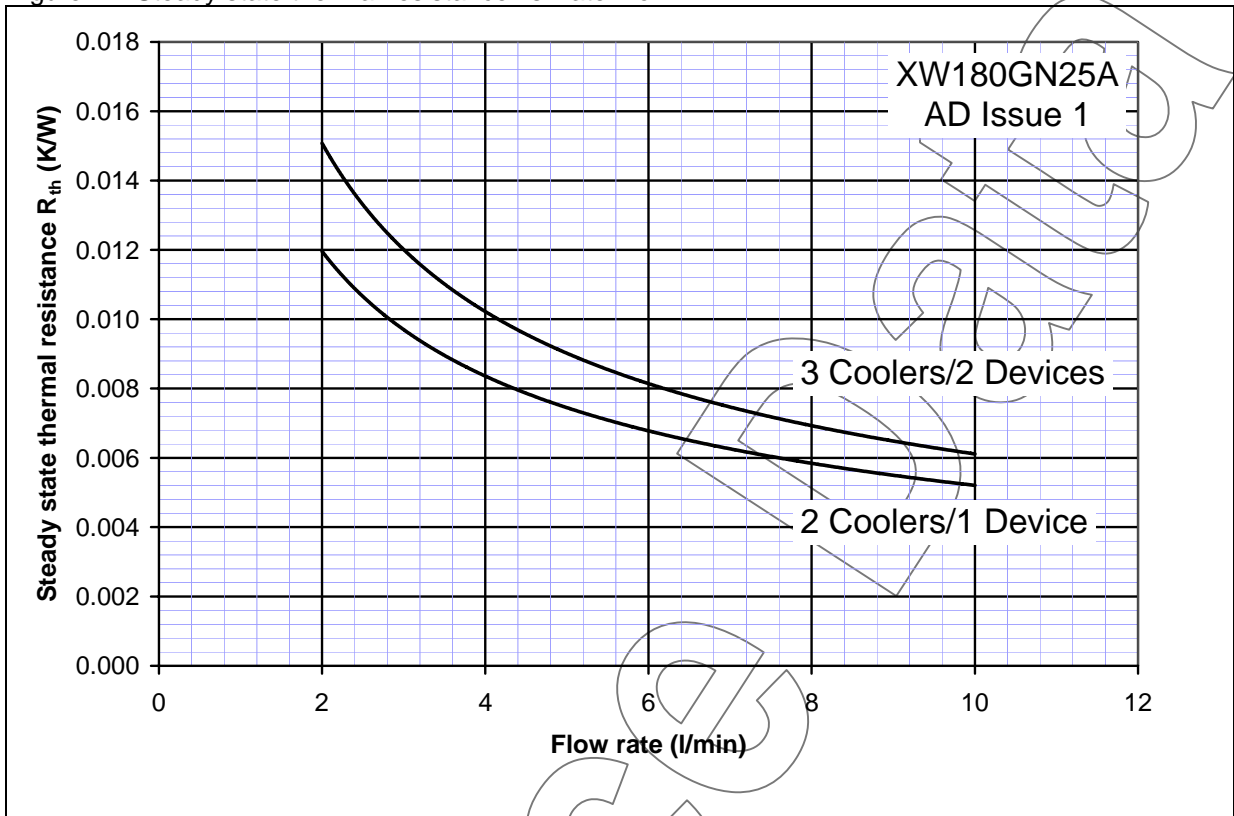


Figure 2 – Transient thermal impedance vs time

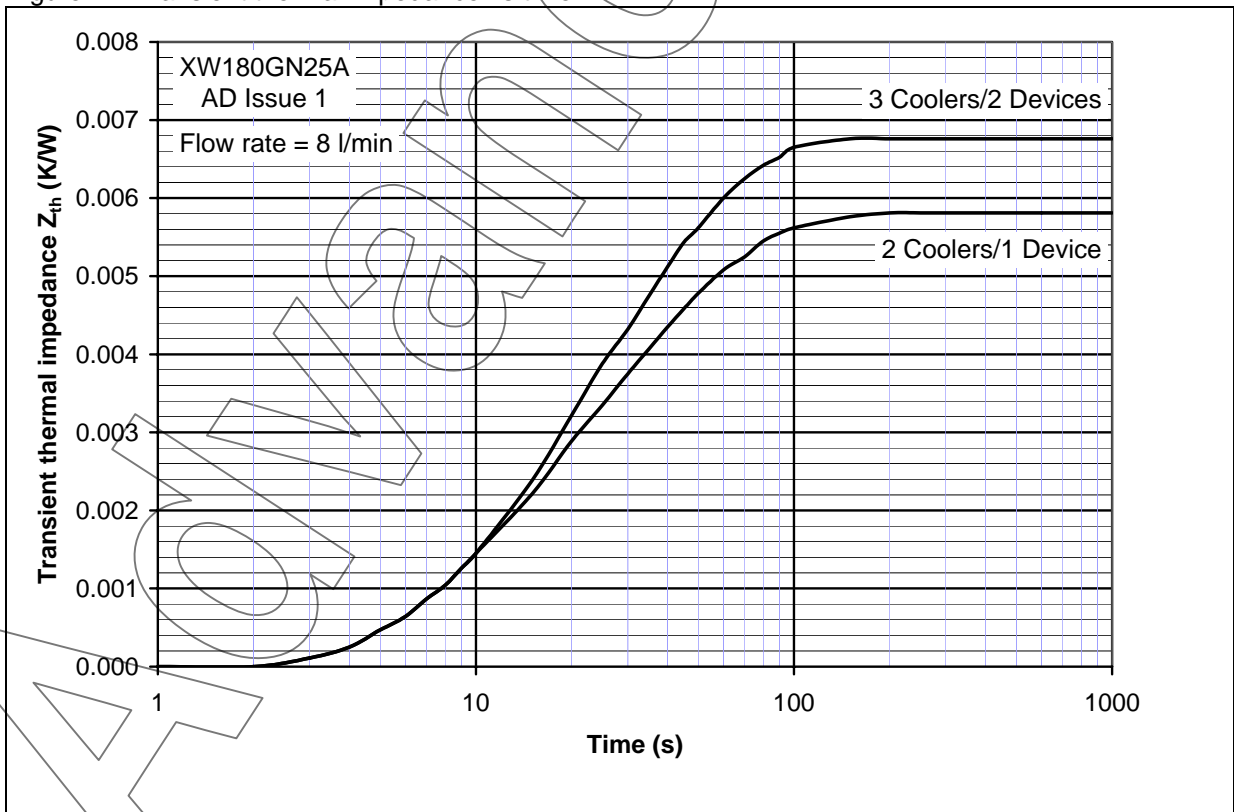
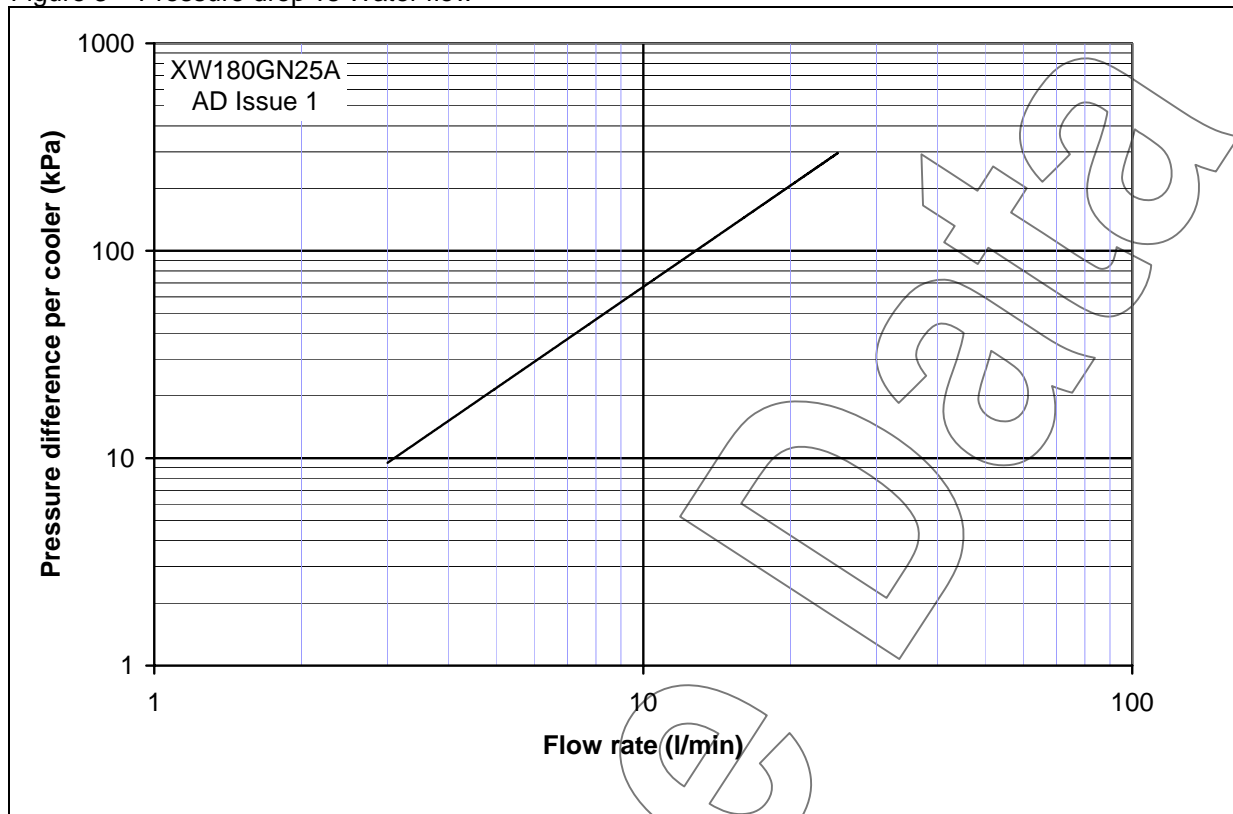
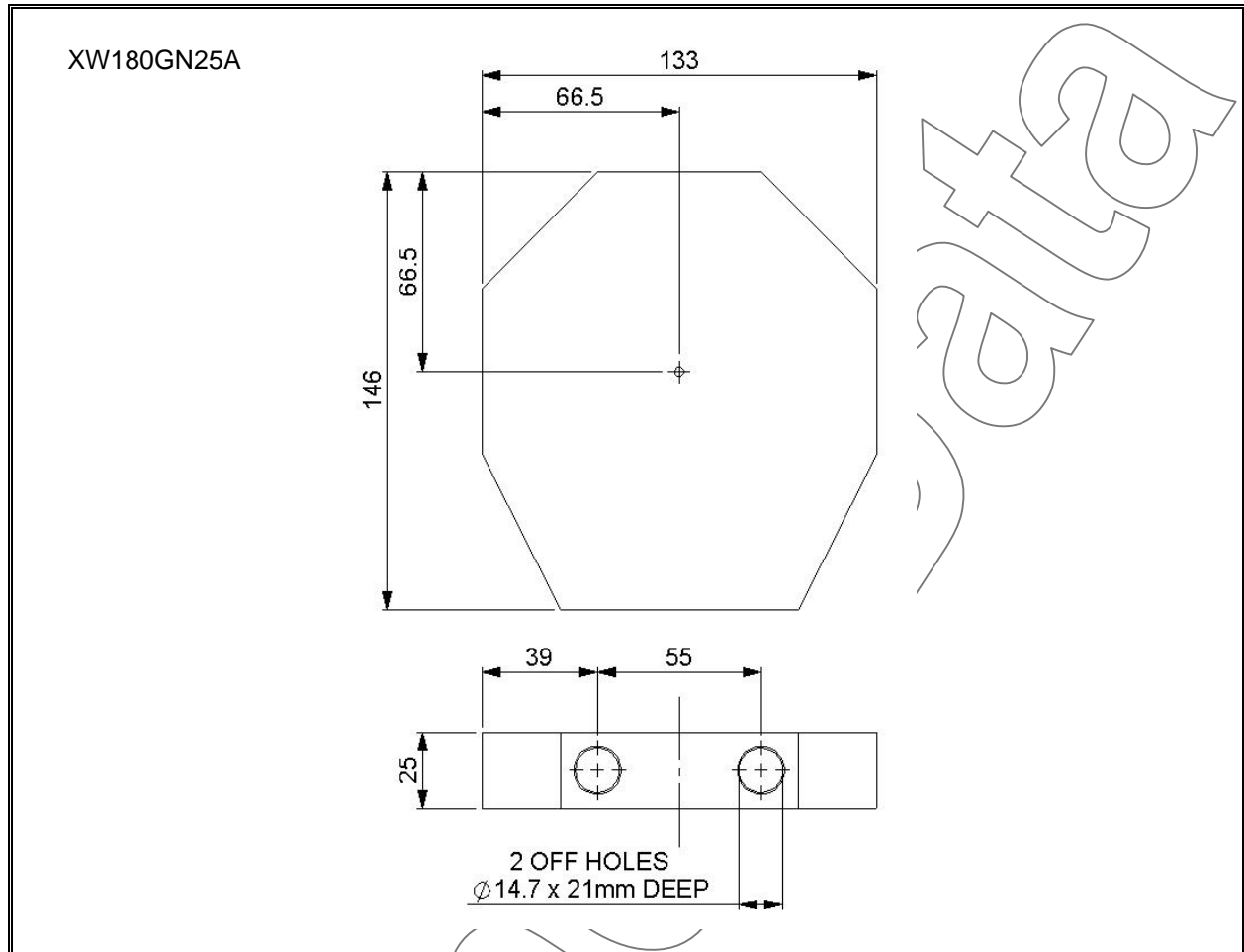


Figure 3 – Pressure drop vs Water flow



Outline Drawing & Ordering Information



ORDERING INFORMATION					
(Please quote order code as below)					
XW	180	G	N	25	A
Water cooler	Maximum flange diameter (mm)	Nominal poleface diameter	Material N = Aluminium nitride	Cooler thickness (mm)	A = No busbar
Typical order code: XW180GN25A – Assemblies water cooler, 180mm maximum flange diameter, made from aluminium nitride, 25mm thick with no busbar.					

IXYS Semiconductor GmbH
Edisonstraße. 15
D-68623 Lampertheim
Tel: +49 (62 06) 503-0
Fax: +49 (62 06) 503-627
E-mail: marcom@ixys.de

WESTCODE

An IXYS Company

Westcode Semiconductors Ltd
Langley Park Way, Langley Park,
Chippenham, Wiltshire, SN15 1GE.
Tel: +44 (0)1249 444524
Fax: +44 (0)1249 659448
E-mail: wsl.sales@westcode.com

IXYS Corporation
1590 Buckeye Dr.
Milpitas CA 95035-7418 USA
Tel: +1 (408) 457-9000
Fax: +1 (408) 496-06 70
E-mail: sales@ixys.net

www.westcode.com

www.ixys.net

IXYS Long Beach, Inc
2500 Mira Mar Ave
Long Beach CA 90815 USA
Tel: +1 (562) 296 6584
Fax: +1 (562) 296 6585
E-mail: service@ixyslongbeach.com

The information contained herein is confidential and is protected by Copyright. The information may not be used or disclosed except with the written permission of and in the manner permitted by the proprietors Westcode Semiconductors Ltd. © Westcode Semiconductors Ltd.

In the interest of product improvement, Westcode reserves the right to change specifications at any time without prior notice.